

Funding for this project has been provided by Agriculture and Agri-Food Canada through the Canadian Agricultural Adaptation Program (CAAP). In British Columbia, this program is delivered by the Investment Agriculture Foundation of BC.

Agriculture and Agri-Food Canada (AAFC) is committed to working with industry partners. Opinions expressed in this document are those of the BC Grain Producers Association and not necessarily those of AAFC.

FIELD PEAS

Field Pea (Green Seed)		Yield as % of Cooper										
Variety	**Designated Powdery Mildew Resistant	Dawson Creek				Fort St. John				B.C. Peace		
		2012 Yield		2007-2012		2012 Yield		2007-2012		2012	2007-2012	
		bus / acre	% of check	Avg. Stn. (%) Yrs.	Avg. Stn. (%) Yrs.	bus / acre	% of check	Avg. Stn. (%) Yrs.	Avg. Stn. (%) Yrs.	Avg. Stn. (%) Yrs.	Avg. Stn. (%) Yrs.	
<i>CDC Limerick*</i>	VG	36 b	68	68 [1]	62 bc	95	95 [1]	82	82 [2]			
CDC Patrick	VG	48 a	92	95 [5]	67 ab	102	102 [5]	97	98 [10]			
CDC Pluto	VG	48 a	91	100 [2]	67 ab	102	99 [2]	97	100 [4]			
CDC Raezer	VG	51 a	97	98 [2]	59 c	91	91 [2]	94	94 [4]			
CDC Striker	P	47 a	90	85 [6]	53 d	82	86 [6]	86	85 [12]			
CDC Tetris	VG	50 a	95	98 [2]	67 ab	102	98 [2]	99	98 [4]			
Cooper	VG	52 a	100	100 [6]	65 ab	100	100 [6]	100	100 [12]			
Cutlass	VG	52 a	100	99 [5]	68 a	105	106 [5]	102	103 [10]			
Mendel	VG	33 b	64	85 [5]	54 d	83	92 [5]	74	89 [10]			
LSD (P=.05) =		7.84				3.50						
CV value (%) =		9.79				3.84						

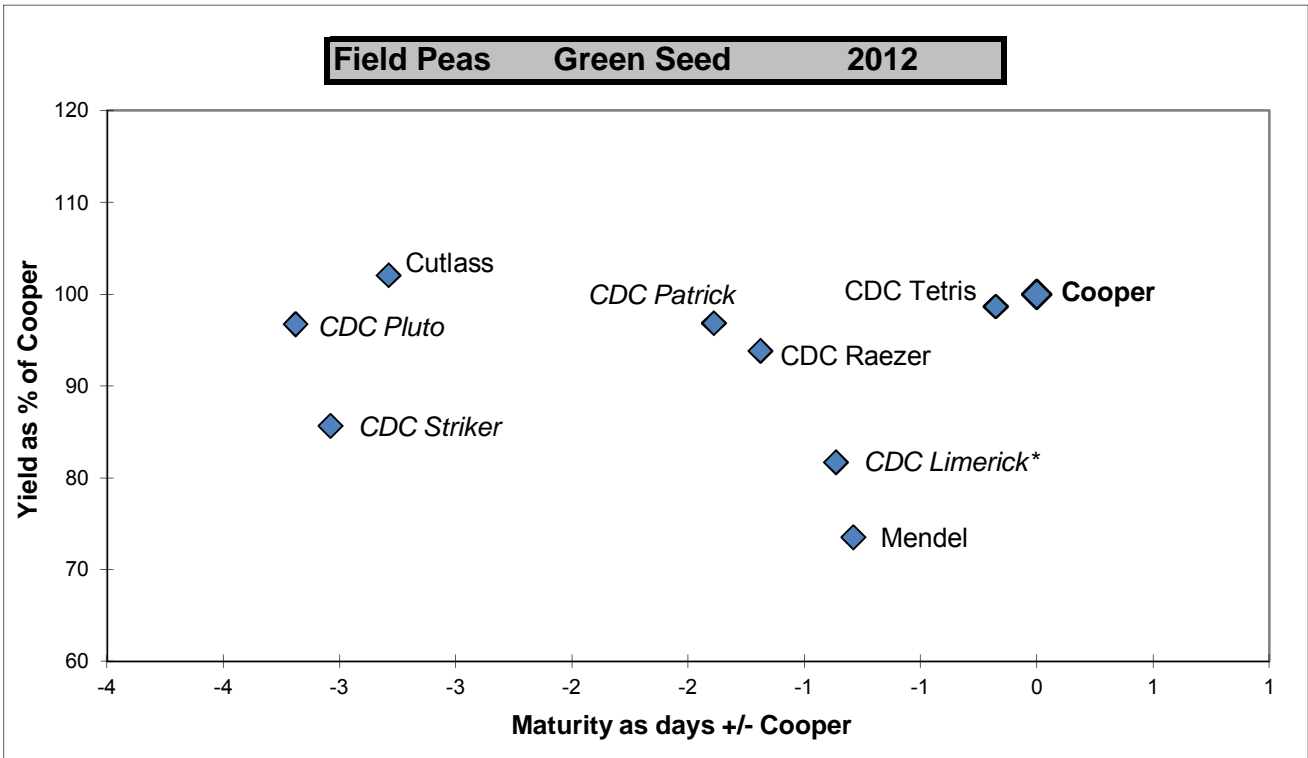
Means followed by the same letter do not significantly differ (P=.05, LSD)

Powdery Mildew resistance **VG=Very Good, **F**=Fair, **P**=Poor (data: Alberta Agdex 100/32)

Δ denotes materials not registered, very limited data available

* first year tested, very limited data available

Cooper - check variety



Overall average maturity for **Cooper** is **94** days for **2012**

Field Pea (Yellow Seed)		Yield as % of Cutlass												
		**Designated	Dawson Creek				Fort St. John				B.C. Peace			
Variety	Powdery	2012 Yield		2007-2012		2012 Yield		2007-2012		2012	2007-2012			
	Mildew Resistant	bus / acre	% of check	Avg. (%)	Stn. Yrs.	bus / acre	% of check	Avg. (%)	Stn. Yrs.	Avg. (%)	Avg. (%)	Stn. Yrs.		
AAC Peace River	VG	44	ab	100	99	[3]	67	cd	91	113	[3]	96	106	[6]
<i>Abarth*</i>	VG	46	a	105	105	[1]	70	bcd	94	94	[1]	99	99	[2]
Agassiz	VG	42	ab	95	103	[5]	69	bcd	94	102	[6]	95	102	[11]
Argus	VG	40	abc	91	97	[3]	68	bcd	92	110	[3]	92	103	[6]
Canstar	VG	44	ab	99	100	[5]	69	bcd	94	103	[6]	97	101	[11]
<i>CDC Amarillo*</i>	VG	46	a	106	106	[1]	75	a	101	101	[1]	104	104	[2]
CDC Golden	VG	38	bcd	88	94	[5]	70	bcd	95	92	[6]	91	93	[11]
CDC Meadow	VG	42	ab	97	101	[5]	72	abc	98	101	[6]	97	101	[11]
CDC Prosper	VG	41	ab	95	98	[4]	69	bcd	93	97	[5]	94	98	[9]
CDC Saffron	VG	42	ab	96	94	[2]	76	a	103	99	[2]	100	97	[4]
CDC Treasure	VG	41	ab	94	98	[4]	69	bcd	94	100	[5]	94	99	[9]
Cutlass	VG	44	ab	100	100	[5]	74	ab	100	100	[6]	100	100	[11]
Hugo	VG	34	d	78	96	[4]	65	d	88	96	[5]	83	96	[9]
Stella Δ (F)	VG	35	cd	81	70	[3]	59	e	79	90	[3]	80	80	[6]
LSD (P=.05) =		3.80				3.51								
CV value (%) =		5.47				5.53								

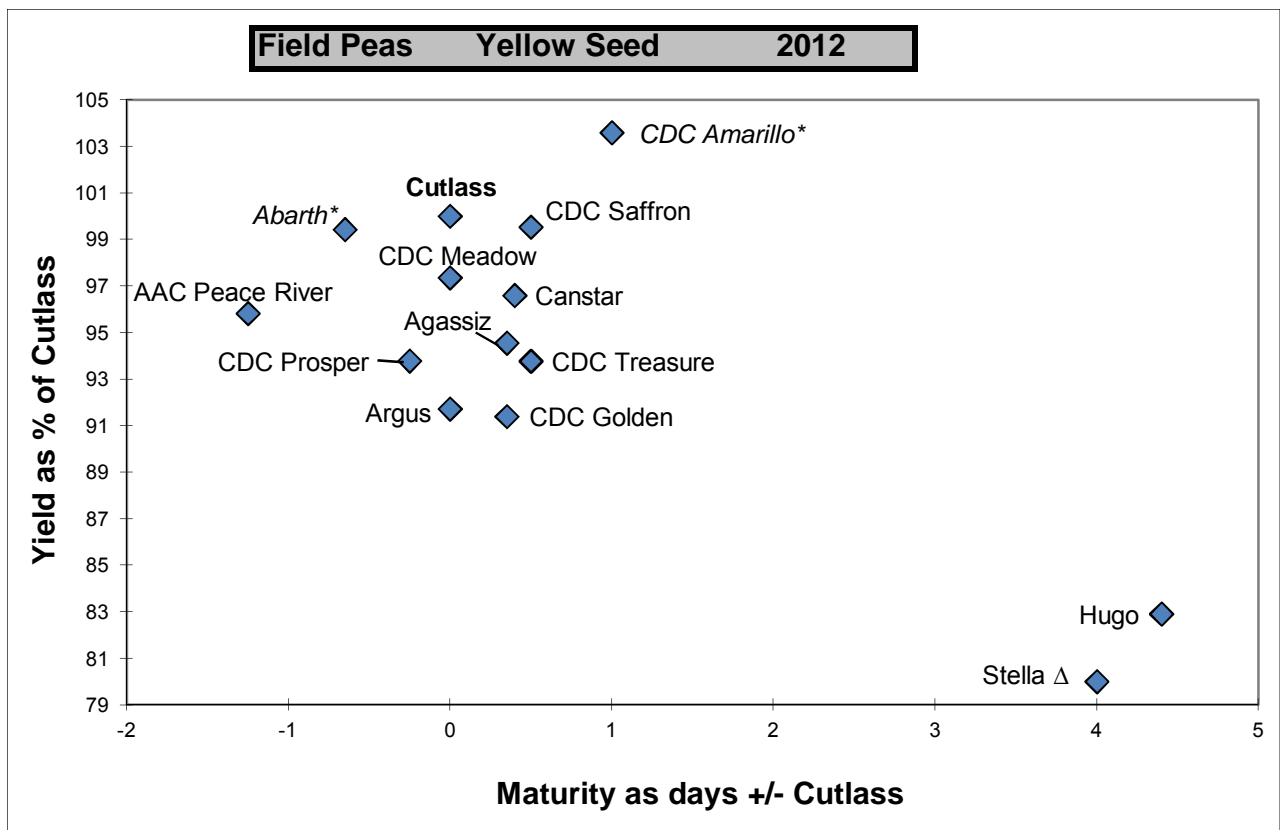
Means followed by the same letter do not significantly differ (P=.05, LSD) (F) = forage variety

**Powdery Mildew resistance: VG=Very Good, F=Fair, P=Poor (data: Alberta Agdex 100/32)

Δ denotes materials not registered, very limited data available

* first year tested, very limited data available

Cutlass - check variety



Average maturity for **Cutlass** is 91 days for 2012

Field Peas		Variety Descriptions			
BC Peace Averages 2007-2012					
Variety	Maturity	Vine	Lodging	TKW	Distributor
	as days	Length			
	+/- check	cm			
<u>Yellow Seed</u>					
AAC Peace River	-3.4	75	0	227	Hadland Seed Farms
■ <i>Abarth*</i>	-0.6	65	0	252	FP Genetics
■ Agassiz	-0.6	88	2	239	Canterra Seeds
■ Argus	-0.3	71	0	233	SeCan
■ Canstar	-0.7	68	2	261	Canseed (Canada) Ltd.
<i>CDC Amarillo*</i>	1.0	67	0	227	Sask Pulse Growers
CDC Golden	-2.5	66	1	227	Sask Pulse Growers
CDC Meadow	-1.9	73	2	220	Sask Pulse Growers
CDC Prosper	-3.0	61	1	158	Sask Pulse Growers
CDC Saffron	0.3	77	0	261	Sask Pulse Growers
CDC Treasure	-2.4	73	1	224	Sask Pulse Growers
Cutlass	0.0	64	3	237	Sask Pulse Growers
■ Hugo	2.9	51	2	230	FP Genetics
■ Stella (F)	4.5	82	0	241	Alliance Seeds Corp.
<u>Green Seed</u>					
<i>CDC Limerick*</i>	-0.9	64	0	227	Sask Pulse Growers
CDC Patrick	-3.8	68	1	201	Sask Pulse Growers
CDC Pluto	-11.3	82	0	186	Sask Pulse Growers
CDC Raezer	-8.9	88	0	242	Sask Pulse Growers
CDC Striker	-9.4	66	1	245	Sask Pulse Growers
CDC Tetris	-3.4	90	0	235	Sask Pulse Growers
■ Cooper	0.0	63	2	290	Canterra Seeds
Cutlass	-6.4	61	2	235	Sask Pulse Growers
■ Mendel	-4.3	72	1	236	FP Genetics

Some varieties may not be suitable for the human consumption market. Producers should contact their intended buyer/processor before seeding to ensure the marketability of specific varieties. Many green seeded varieties will bleach if exposed to periods of wetting and drying in the field near harvest. Uncleaned and damaged seed is considered to be low quality and is only suitable for the feed market. The amount of seed coat damage suffered during harvest varies with variety. Splitting may be reduced if peas are harvested tough (20% moisture) & dried slowly in an aeration bin.

Lodging data is becoming important criteria when selecting peas for our area, as peas still standing at harvest stand a better chance of escaping ecreta contamination from large wildlife, especially if harvested as direct-cut. Note that due to variability of lodging, numbers averaged tend to be lower than can occur in a given year.

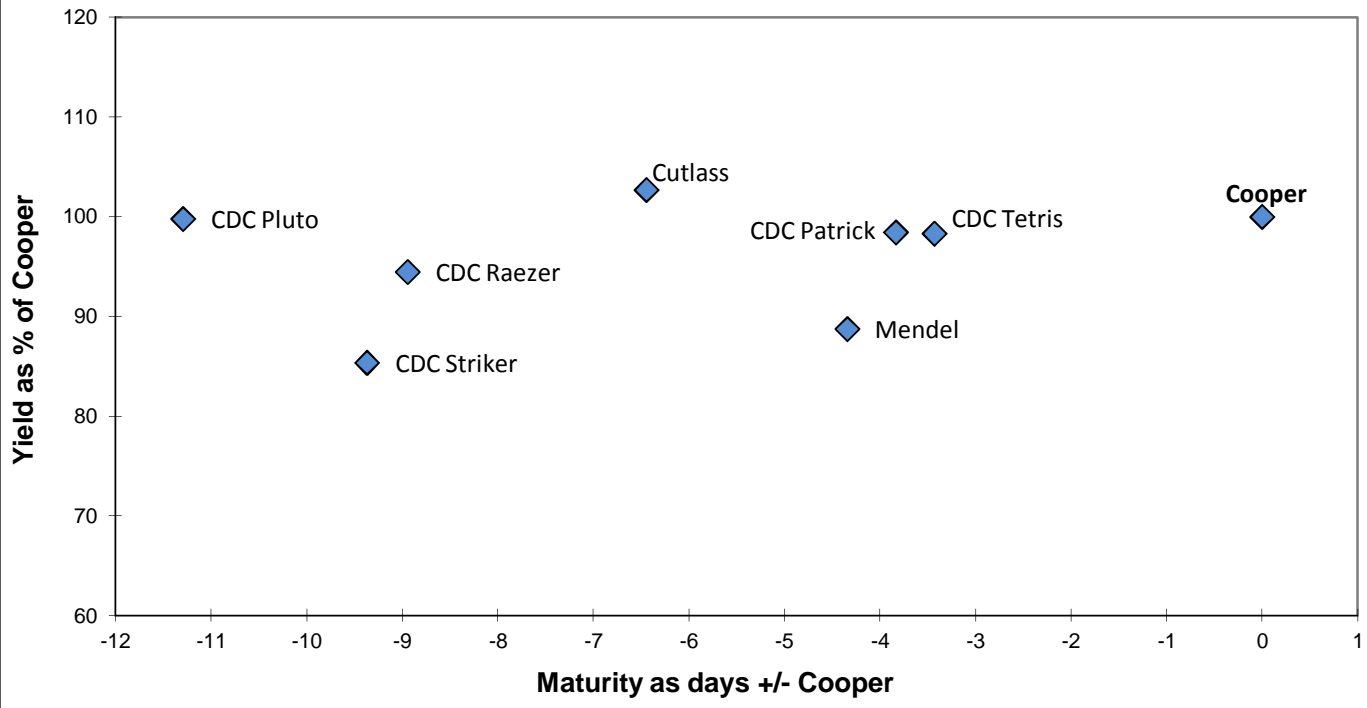
Overall average maturity for **Cutlass** is **98** days, and **105** days for **Cooper**

■ Protected by Plant Breeders' Rights (F) = Forage Variety

△ denotes materials not registered, very limited data available
 * first year tested, very limited data available

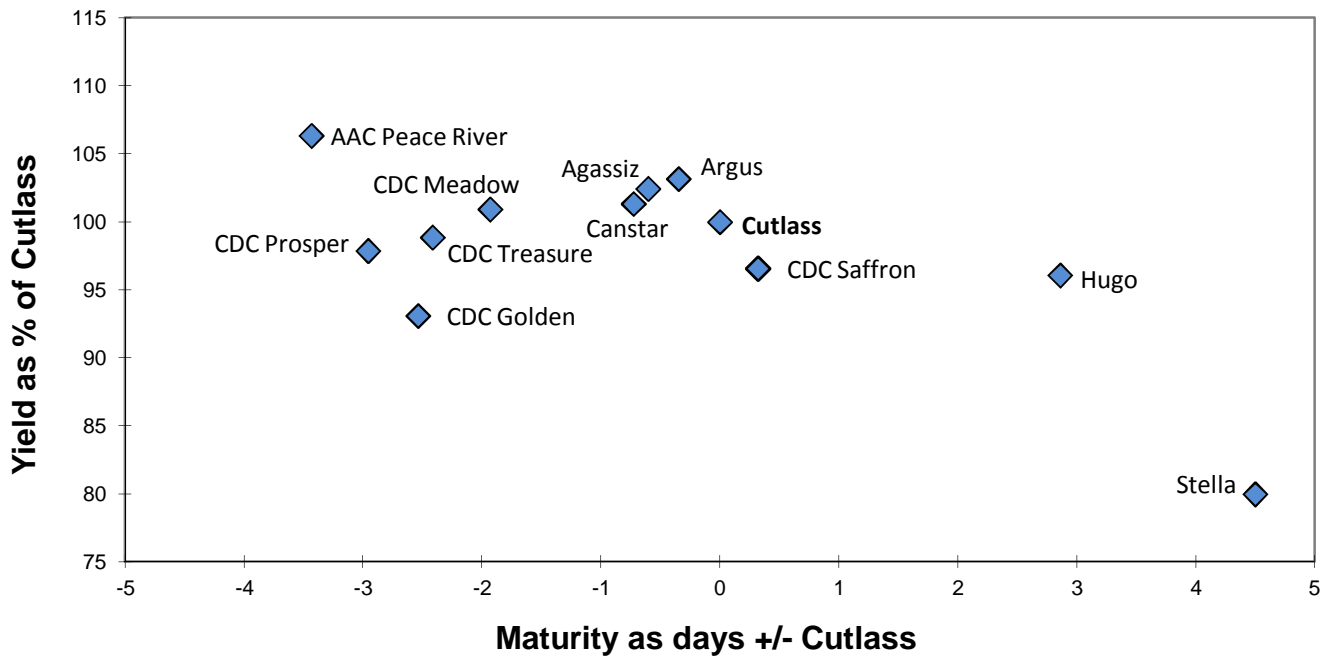
** 1 - 9 scale; 1 = none, 9 = 100% affected

Field Peas Green Seed 2007-2012



Overall average maturity for **Cooper** is 105 days

Field Peas Yellow Seed 2007-2012



Overall average maturity for **Cutlass** is 98 days